



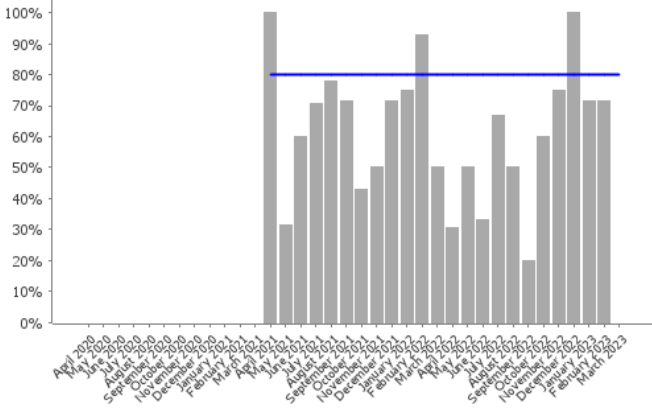


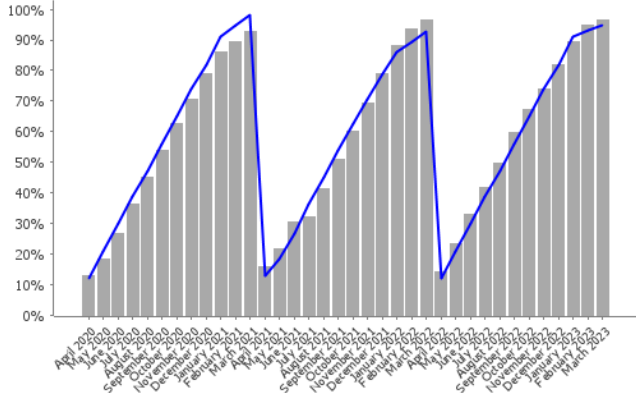


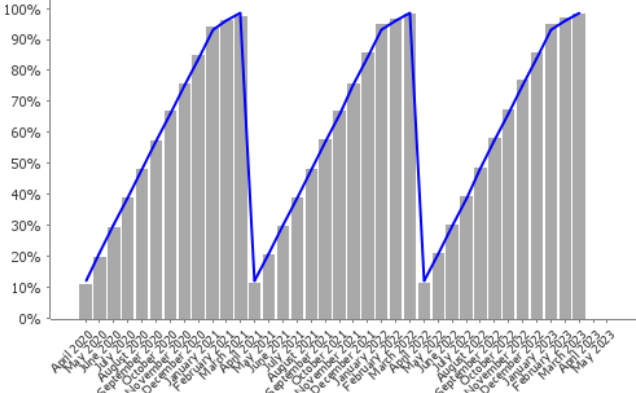


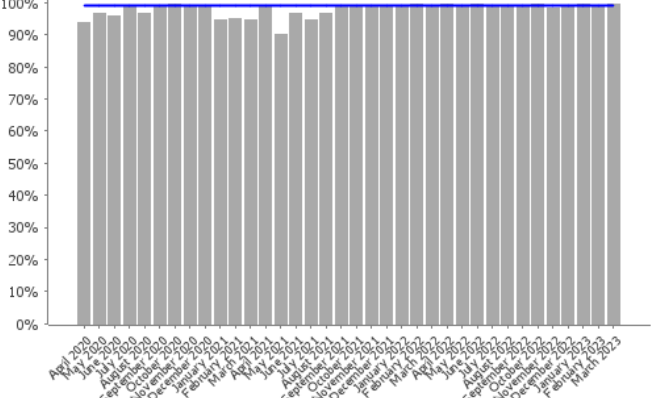


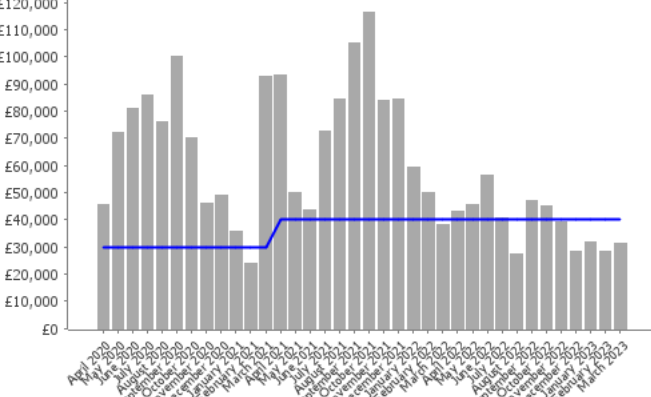




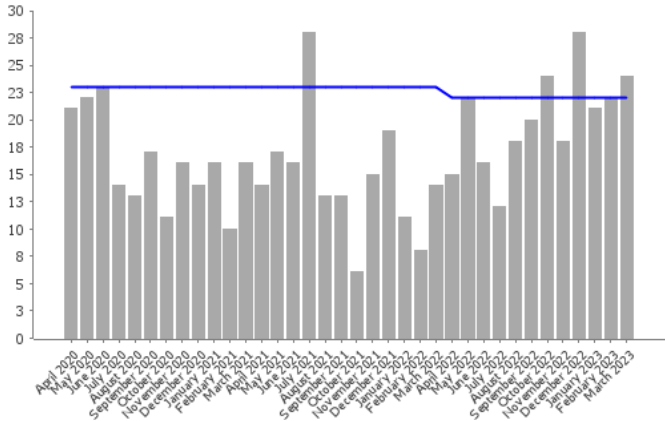


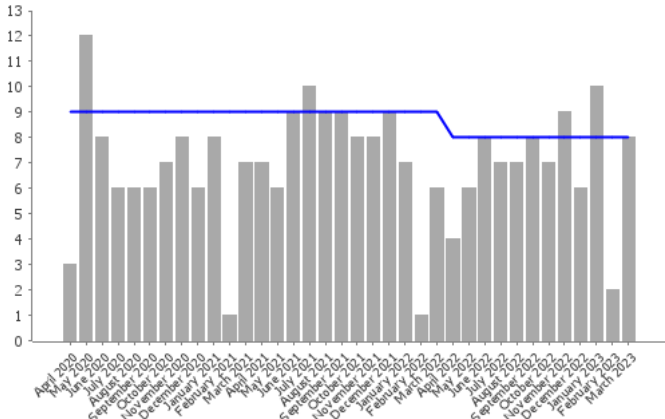

Finance & Investment Advisory Committee - Performance report


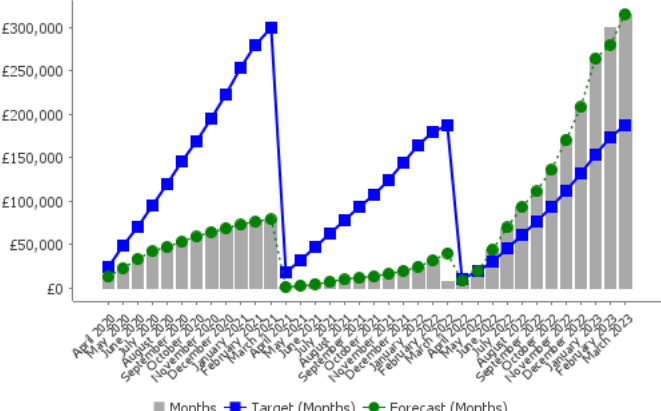


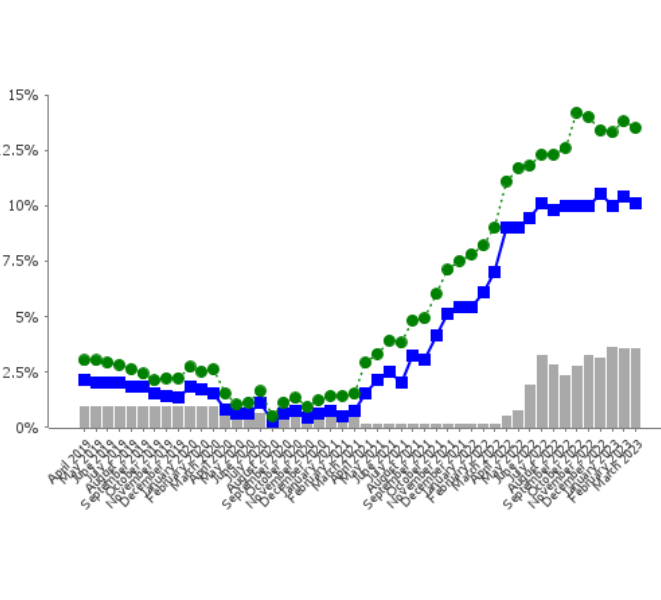

Status	Colour	Details
	Green	At or above target
	Amber	Less than 10% below target
	Red	10% or more below target

Code	Description	Current Value	Current Target	Current Status	Performance Chart	Year to Date Value 2022/23	Year to Date Target 2022/23	Year to Date Status	Commentary
LPI_A UL1	Sevenoaks: Audit actions fully implemented within agreed timescales	71.4%	80%			55.4%	80%		<p>This KPI is set using expected delivery however where those actions are delayed they show an achievement compared to target. Internal Audit are working with SMT to implement robust deadlines for 'High' and 'Medium' priority actions. There are currently 2 outstanding actions</p>

Code	Description	Current Value	Current Target	Current Status	Performance Chart	Year to Date Value 2022/23	Year to Date Target 2022/23	Year to Date Status	Commentary
LPI_B R 04	The percentage of business rates collected in-year (Cumulative)	96.5%	95%			96.5%	95%		
LPI_C T 04	The percentage of council tax collected in-year (cumulative)	98.3%	98.6%			98.3%	98.6%		

Code	Description	Current Value	Current Target	Current Status	Performance Chart	Year to Date Value 2022/23	Year to Date Target 2022/23	Year to Date Status	Commentary
LPI_FS 001	The percentage of undisputed invoices paid within 30 days or agreed terms	99.6%	99%			99.2%	99%		
LPI_FS 003	Sundry debts outstanding more than 60 days	£31,113	£40,000			£31,113	£40,000		

Code	Description	Current Value	Current Target	Current Status	Performance Chart	Year to Date Value 2022/23	Year to Date Target 2022/23	Year to Date Status	Commentary
LPI_H B 02	Average number of days to process a new claim for Housing Benefit (Monthly)	24	22			20	22		
LPI_H B 04	Average number of days to process a change in circumstances for Housing Benefit (monthly)	8	8			7	8		

Code	Description	Current Value	Current Target	Current Status	Performance Chart	Year to Date Value 2022/23	Year to Date Target 2022/23	Year to Date Status	Commentary
TM FS 01	Treasury Management - Actual vs Budget + Forecast	£315,387	£188,000			£315,387	£188,000		
TM FS 02	Treasury Management - Investment returns vs RPI vs CPI	3.5%	10.1%			3.5%	10.1%		<p>Low rates of return and utilisation of cash resource to fund investment acquisitions and capital programme have led to low returns. SDC started using Multi-asset income funds in May 2022 which are helping to improve returns. Due to the unusually high</p>

Code	Description	Current Value	Current Target	Current Status	Performance Chart	Year to Date Value 2022/23	Year to Date Target 2022/23	Year to Date Status	Commentary
									levels of RPI and CPI currently the inflationary target is not achievable.